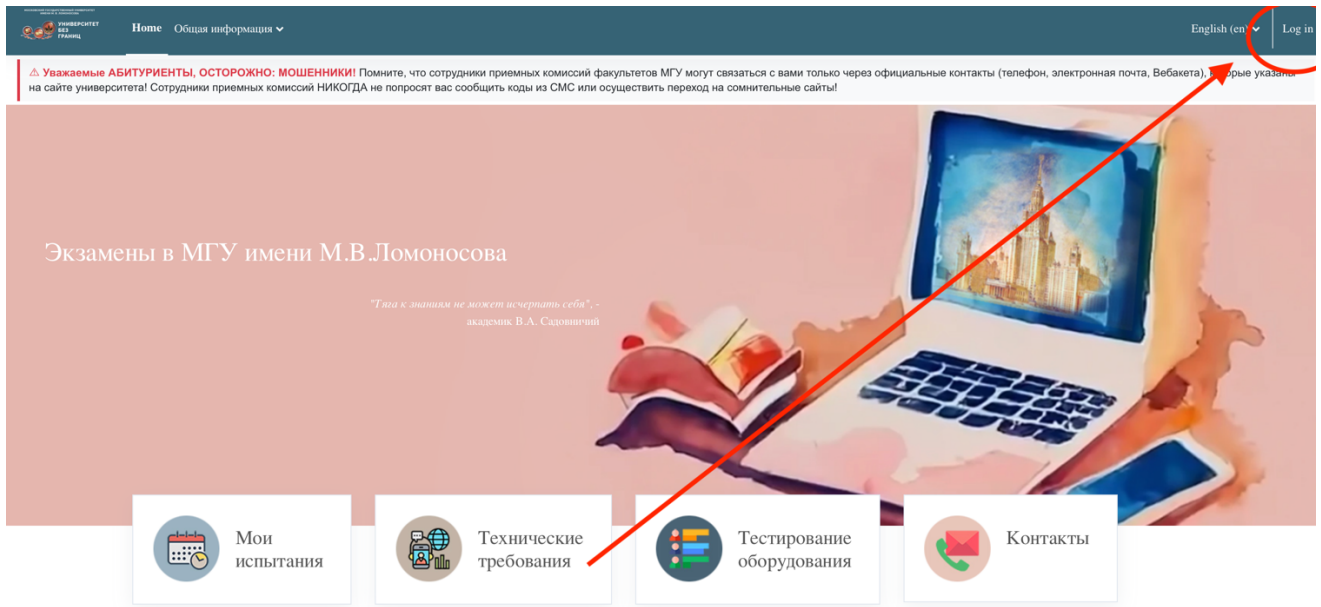
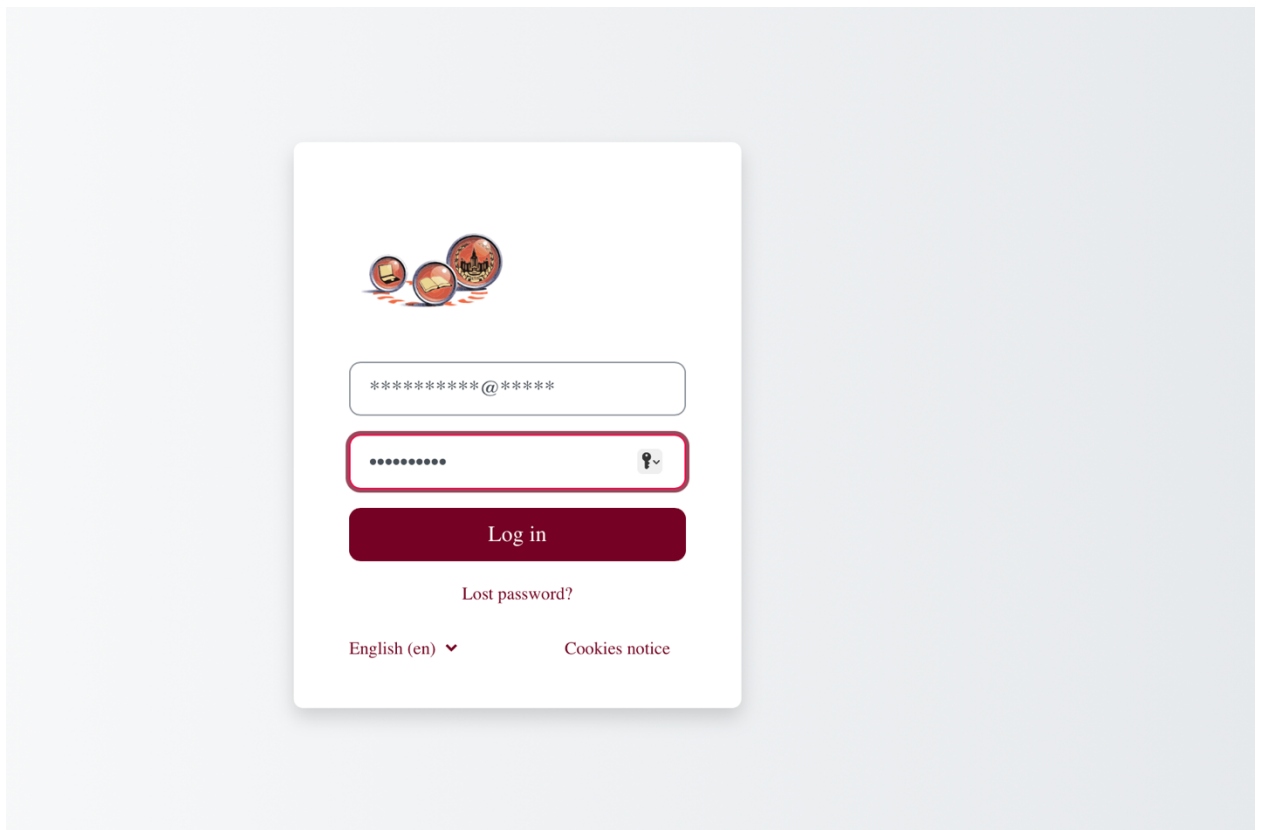


Instructions for connecting to the exam

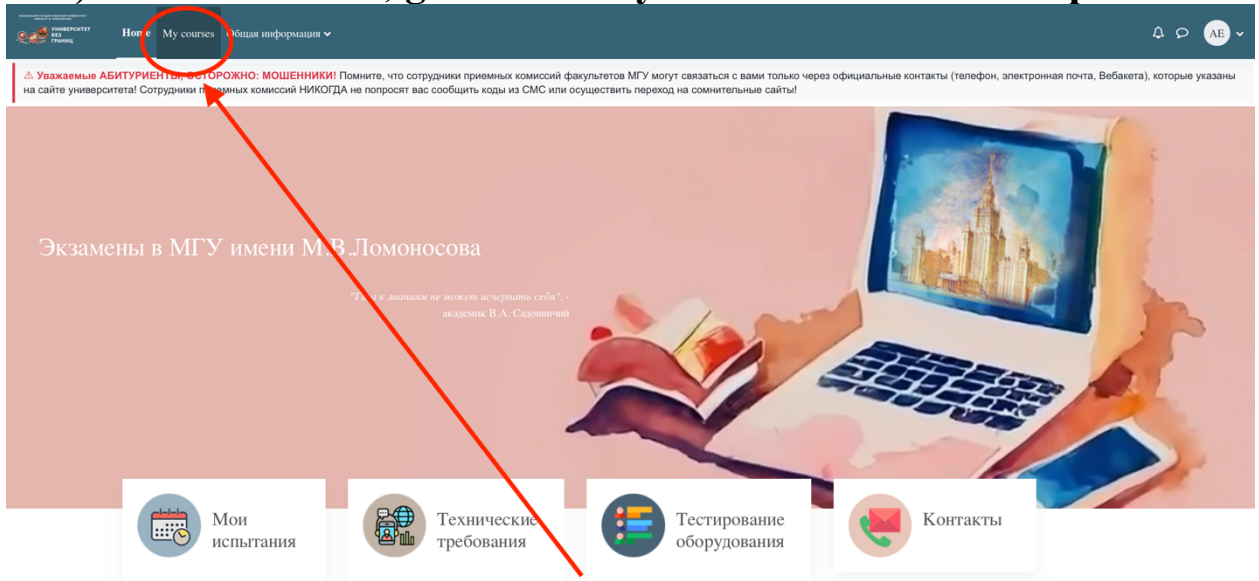
1) Go to <https://mag.exam.msu.ru>



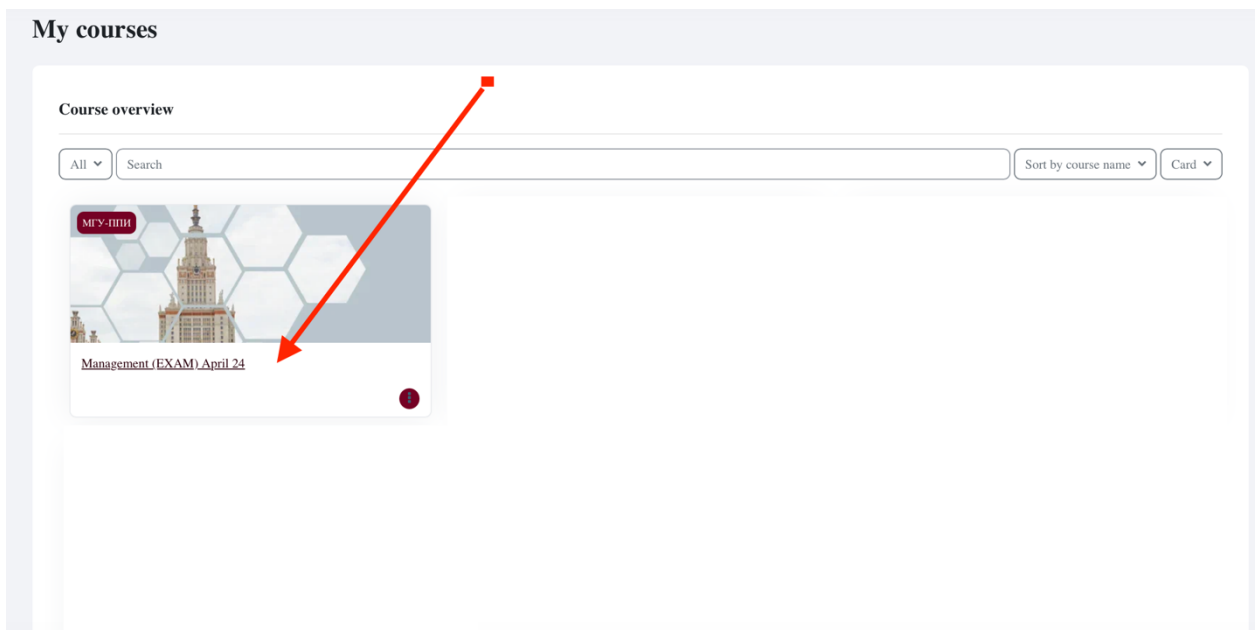
2) 2) Log in to the website using the username and password sent to your email address earlier.



3) On the website, go to the "My Courses" tab at the top.



4) Click on the "Management (Exam)" course.



5) Carefully read all connection instructions in advance and check the equipment in the testing room.

Management (EXAM) April 24

▼ Contact information during the exam (Контакты для связи во время экзамена)

Collapse all

For emergency contact during the exam: basilovani@my.msu.ru

ATTENTION! THE TEST PAGE WILL BE CLOSED FOR ALL PARTICIPANTS IMMEDIATELY AFTER THE EXAM COMPLETION!

Для экстренной связи во время экзамена: basilovani@my.msu.ru

ВНИМАНИЕ! СТРАНИЦА ИСПЫТАНИЯ ИСЧЕЗАЕТ ИЗ ДОСТУПА У ВСЕХ УЧАСТНИКОВ МЕРОПРИЯТИЯ СРАЗУ ПО ЗАВЕРШЕНИИ МЕРОПРИЯТИЯ

PLEASE READ ALL INSTRUCTIONS BELOW CAREFULLY THE DAY BEFORE THE EXAM!

You are on the MSU-BIT English exam page. The exam is written and lasts 1 hour. To prepare technically for the test, please:

- Read the instructions
- Go to the [EQUIPMENT TESTING AUDIENCE](#) page

6) The exam will begin on April 24 at 1:00 PM (8:00 AM Moscow time)! To connect to the exam, click the "Exam Room" button and then "Join Session."

 EXAM AUDIENCE (АУДИТОРИЯ ЭКЗАМЕНА)

7) You will need to upload your exam answer using the "Task and Answer Upload" button.

 TASK AND ANSWER UPLOADING (ЗАДАНИЕ И ЗАГРУЗКА ОТВЕТА)

Important! Applicants, please read all instructions on the web site carefully! If you are unable to properly configure your computer for the exam (webcam, microphone, and video sharing then you will not be able to take part in the exam!

<https://mag.exam.msu.ru>